

## THE SWISS ARMY KNIFE OF GOOSENECK TRAILERS

This Röm 500G is available as a base unit that can be enhanced with a host of options, or it can be ordered with the fully loaded Plus Package. All Röm 500G trailers are ready to roll and configured so that it's easy to add an optional bathroom, kitchenette, cabinet packages, generator doors, awnings and much more. These stylish Röm trailers are engineered to safely and efficiently haul your prized possessions wherever the road takes you. **Details at [ATCtrailers.com](http://ATCtrailers.com)**

### KEY STANDARD FEATURES:


- Full perimeter aluminum frame with all-tube aluminum construction
- Polished cast corners and stainless steel front radius trim
- Prepped to add bathroom package or many other popular options
- Spread axle design for better towing
- With or without a Premium Escape Door
- Base unit or fully loaded Plus unit available

### BASE MODEL

- 8.5' x 36' Gooseneck w/ (2) 7,000# Torsion Axles
- 8.5' x 40' Gooseneck w/ (2) 7,000# Torsion Axles
- 8.5' x 44' Gooseneck w/ (3) 7,000# Torsion Axles

### COLORS


#### Exterior



Polar White



Black



Silver Frost



Medium Charcoal

### STANDARD FEATURES

#### Frame

- Full Perimeter Aluminum Frame
- All-tube Aluminum Construction
- 2-5/16" 25,000# GN Coupler
- Manual Single Speed Jacks
- Spread Axle Design
- Torsion Axles
- Electric Brakes – All Axles
- ST235/85R16/LRG – Radial on Aluminum Wheel
- 16" O/C Floor, Roof, & Wall Crossmembers
- 7-Way Truck Plug
- Rear Skid Plates
- 48" Beavertail
- Winch Plate

#### Interior

- 7.5' Interior Height
- 3/4" Plywood Floor, Ramp, & Bunk
- Open Stud Walls and Ceiling
- (4) 5,000# Recessed D-Rings

#### Exterior

- .040 Exterior Aluminum – Screwless
- ATP Stoneguard
- One Piece Aluminum Roof
- 4" Upper and Lower Trim
- Polished Cast Corners
- Stainless Steel Front Verticals & Top Radius
- Rear Ramp Door w/ Trans Flap – 4,000# Rated
- Aluminum Bar Locks
- 48" Entrance Door w/ Slam Latch
- (2) 14" x 14" Manual Roof Vents
- LED Clearance Lights
- (1) Pair Slimline Tail Lights
- Side Mount Turn Signals
- Rear Spoiler

#### Electrical

- (3) LED Dome Lights w/ Wall Switch

## CHOOSE ANY COMBINATION OF PACKAGES

### Premium Escape Door Package

Removable Interior Wheel Well  
Integrated Step  
Premium Escape Door

### Black Trim Package

Black ATP Gravel Guard  
Black Upper & Lower Trims  
Black Exterior Fasteners on Trim  
Black Fenders  
Black Wheels  
Black Exterior Door Trim  
Black Grab Handles & Bar Locks  
Black Logos  
Black Cast Corners and Top Radius and Verticals

### Plus Package

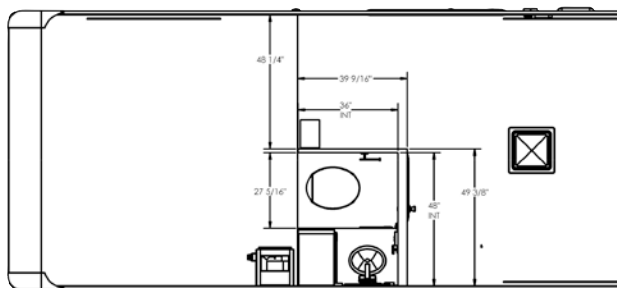
Rear Bogey Wheels  
Dual Hydraulic Jacks  
Brace and Wire for A/C Prep  
Full Perimeter Skirt w/ Polished Fenderettes  
7" Lower Trim  
(2) 36" x 24" Exterior Riser Access Doors  
Stainless Steel Rear Header and Verticals  
Stainless Steel Rear Paddle Locks  
Slide In Slide Out Step  
Mid Ship Side Mount Turn Signals  
(2) Pair Slimline Taillights  
Rear Spoiler – w/ (3) LED Lights  
(2) 12v Roof Vents w/ Switch  
White Aluminum Walls and Ceiling – Screwless  
Black Cove Molding and Spring Box Cover

Wall and Ceiling Insulation – R3  
Black Coin TPO Floor, Ramp, & Transition Flap  
Carpet in Bunk  
50 Amp Breaker Box w/ 60 Amp Converter and 12v Fuse Panel  
Breaker Box Wall Cabinet – No Storage  
Motorbase Plug w/ 25' Shore Cord  
(3) 15 Amp Interior Outlets  
(1) 15 Amp Exterior Outlet  
(5) 49" Cove Strip Lights – (7) on 44' Model  
12v AGM Battery  
12v Cut-off Switch  
(2) Exterior Scene Lights – LED

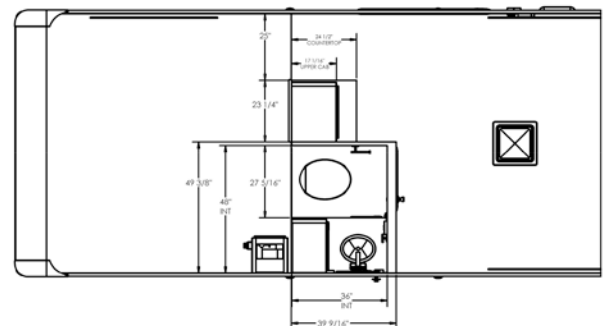
## POPULAR Rōm 500G ADDITIONAL OPTIONS

	Base	Plus Package
Rear Bogey Wheels	Option	Std
Single Hydraulic Jack	Option	N/A
15,000 BTU AC w/ Manual Controls	Option	Option
15,000 BTU AC w/ Thermostat	Option	Option
36" x 24" Exterior Riser Access Doors	Option	Std
Slide In/Out Step	Option	Std
White Aluminum Walls & Ceiling – Screwless	Option	Std
3/8" Engineered Wood Walls	Option	N/A
Wall & Ceiling Insulation	Option	Std
Black Coin Flooring, Ramp, & Transition Flap	Option	Std
Grey Coin Flooring, Ramp, & Transition Flap	Option	N/A
Carpet Floor In Bunk	Option	Std
40"H Bedrug On Walls	Option	Option
Electrical Package	Option	Std
(2) Exterior Scene Lights	Option	Std
Half Bathroom Package – Sink & Stool	Option	Option
Half Bathroom Package w/ Kitchenette	Option	Option
30" x 20" Frameless Egress Window	Option	Option

	Base	Plus Package
In Floor Winch Box (No Winch Included)	Option	Option
In Floor Winch Box w/ 5,000# Winch	Option	Option
In Floor Storage Box	Option	Option
In Floor Spare Tire Compartment (No Spare Included)	Option	Option
In Floor Spare Tire Compartment w/ Aluminum Spare Tire	Option	Option
Spare Tire Mount w/ Aluminum Spare Tire	Option	Option
12V Awning w/ LED Lights – 20' LCI	Option	Option
Salem Vents (Pair)	Option	Option
Airline Track – Surface Mounted – Floor	Option	Option
Airline Track – Recessed – Floor	Option	Option
Upper Cabinets	Option	Option
Lower Cabinet Packages	Option	Option
Generator Compartment w/ 42" x 36" Generator Door	Option	Option
4.0 KW Generator w/ 24 Gallon Fuel Tank & Fuel Door	Option	Option
5.5 KW Generator w/ 24 Gallon Fuel Tank & Fuel Door	Option	Option
5.5 KW Generator w/ 36 Gallon Fuel Tank & Refuel Station	Option	Option
36 Gallon Fuel Station w/ Fill Door	Option	Option
Fresh Water Tank – 48 Gallons w/ Water Pump & Spigot	Option	Option



Half Bathroom Package – Sink and Stool



Half Bathroom w/ Kitchenette Package

The depictions of trailers in this brochure are for general information purposes only as to the trailers manufactured by ATC during the current model year. Since we continually strive to improve our products, actual products may differ and prices and specifications are subject to change without notice. Product information, specifications, photography, and promotions in this brochure may contain some features that are optional on your trailer. All capacities are approximate and dimensions are nominal. Trailer availability may be limited. ©2022 ATC