



FROM CARGO TO COMMAND CENTER

Introducing the newest offering in our Commercial line up, the PRō 300G. This 40' Gooseneck offers 32' of garage space for all of your hauling needs. Or if you're looking for a larger command center we have prepped this unit for AC, a partition wall, and a bathroom with a sink and toilet. We've also included a generator prep package that includes a compartment, wiring and tank framing. **Details at [ATCtrailers.com](https://www.atctrailers.com)**

BASE MODEL


8.5' x 40' w/7000# Torsion Axles

COLORS


Exterior




Polar White



Black




Silver Frost



Medium Charcoal

Interior Wall & Ceiling



Polar White

Spring Box & Cove



Black

STANDARD FEATURES

Frame

2 5/16" 25,000# GN Coupler
 16" On-Center Floor, Roof, & Wall Crossmembers
 24,000# Manual Single Speed Jack
 7-Way Truck Plug
 ST235/85R16/LRG-Radial on Aluminum
 Bogey Wheels

Exterior

.040 Exterior Aluminum - Screwless
 4" Upper & Lower Trim
 Stainless Steel Front Verticals and Top Radius with Cast Corners
 4,000# Rated Ramp Door
 36" Entrance Door w/ Slam Latch
 Slide in/Out Non-Slip Grid Step
 36" X 36" Generator Door w/ Gas Shock
 (2) 12V Roof Vents
 Salem Vents

Interior

7.5' Interior Height
 Screwless Aluminum Walls & Ceiling
 Intellipower Breaker Box
 Generator Compartment- Insulated- In Bunk
 Gray Coin TPO Flooring

Electrical

(6) 14" Ceiling Lights
 50 Amp Intellipower w/ 60 Amp Converter
 50 Amp Motorbase w/ Shore Cord
 (3) 15 Amp Interior Recepts
 (1) 15 Amp Exterior Recept
 (1) AGM Battery
 A/C Brace & Wire
 Generator Prep - Wiring & Tank Framing
 (2) Exterior Scene Lights w/ Switch
 (1 Pair) Loading Lights w/ Switch

Plumbing

Prepped for Bathroom with Toilet & Sink

